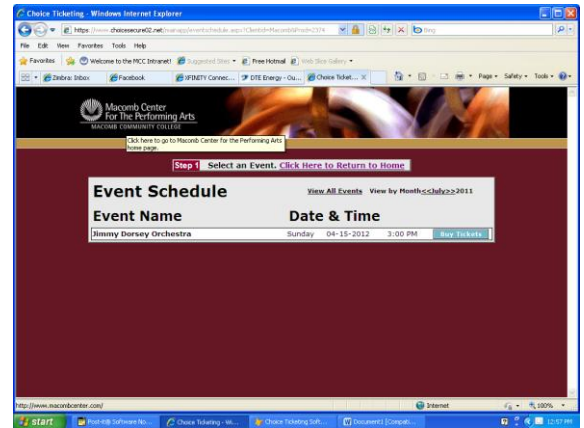


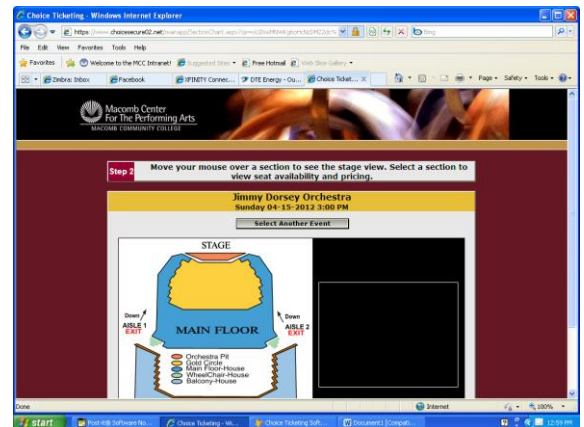
How to find your correct ticket price when ordering tickets online

For demonstration purposes, we are using a single event, senior pricing. Same process applies for all available discounts for each individual show or when doing a flex package.

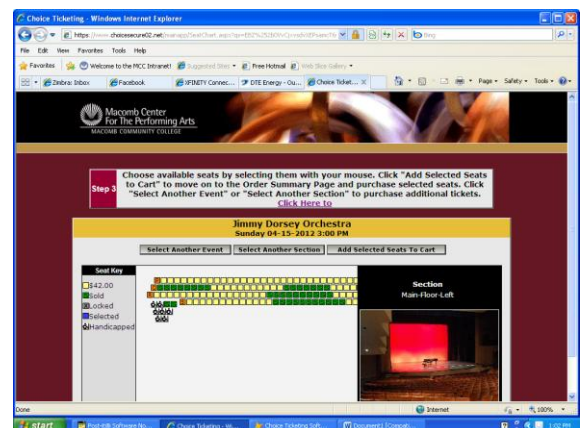
1. Select your Show at <http://www.macomcenter.com/Events>



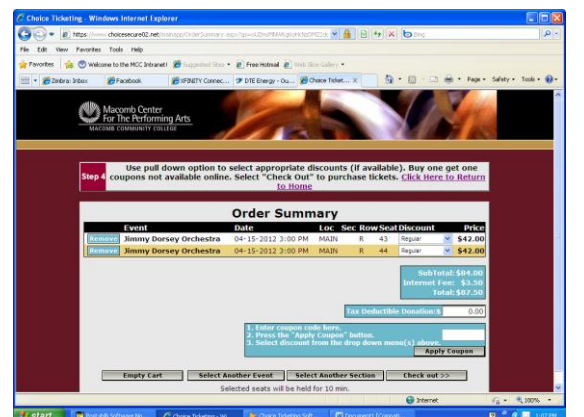
2. Click on Buy Tickets button



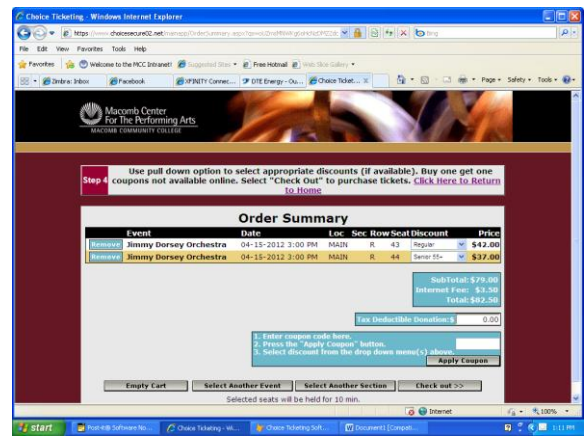
3. Select your seating preference (Pit, Gold Circle, Main Floor House or Balcony)
We have selected Main Floor House Seating



4. Pick your seats & click on ADD SELECTED SEATS TO CART
The Order Summary will come up. This is when you need to verify the show, seats and pricing. Regular pricing is the default price that appears on this screen. In this case, the Regular Price is \$42 for each ticket.

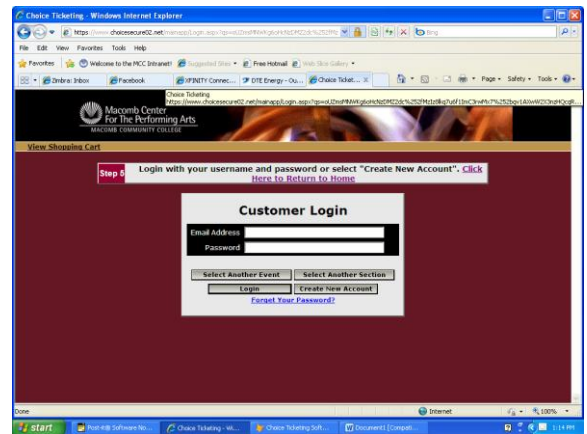


- Select your discount for EACH ticket. In this example, we have one regular ticket and one senior ticket. Click on the DROP DOWN box that is located to the RIGHT of the "Regular" and choose your discount. NOTE: Only the discounts eligible for each individual show or package will appear. If you do not see a specific discount, such as Senior, then there is no such discount available for that show. Once you choose the appropriate discount, you will see the price will change automatically. If you don't pick a discount, the regular price will be valid.



- REVIEW Your Order.** If you have selected the correct discounts for which you are eligible, proceed to check-out.

NOTE: If you have questions regarding pricing, *do not proceed* with the online order. MCPA does not issue refunds on tickets and we would rather assist you at the box office than have you not receive any discounts you are eligible to receive.



- Forgot your password? Call the Box Office at 586.286.2222 during regular business hours and we can assist you.